

LP202 Series

Loop Power Sensor, 4-20 mA Output Proportional to Vibration in Velocity, Top Exit 2 Pin Connector



VIBRATION ANALYSIS HARDWARE



Product Features

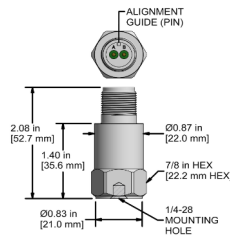
Continuously Monitor & Protect Important Machinery

- ▶ 4-20 mA current proportional to Vibration
- ▶ Transmit Signals Over Long Distances with No Signal Loss
- ▶ Customize Your Settings to Focus on the Most Important Frequencies

LP202-XXX-1E

2 Pin Connector

Connector Pin	Polarity
A	(+) Loop Power mA Output
B	(-) Common

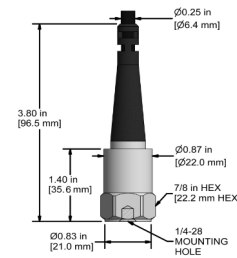


Built To Order

LP202-XXX-2E

CB103 Integral Cable

Conductor	Polarity
Red	(+) Loop Power mA Output
Black	(-) Common
Shield	Cable Drain Wire

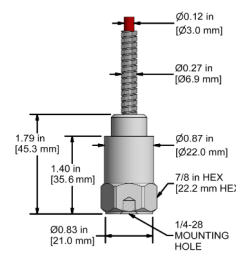


Built To Order

LP202-XXX-3E

CB206 Armored Integral Cable

Conductor	Polarity
Red	(+) Loop Power mA Output
Black	(-) Common
Shield	Cable Drain Wire



Built To Order

Specifications	Standard	Metric	Specifications	Standard	Metric
Part Number	LP202	M/LP202	Physical		
Tolerance: 4 mA		(± 10%)	Sensing Element		PZT Ceramic
Tolerance: 20 mA		(± 10%)	Sensing Structure		Shear Mode
Electrical			Weight	2.9 oz	82 grams
Settling Time		<30 Seconds	Case Material		316L Stainless Steel
Voltage Source (IEPE)		15-30 VDC	Mounting		1/4-28
Case Isolation		>10 ⁸ ohm	Connector (Non-Integral)		2 Pin MIL-C-5015
Environmental			Mounting Torque	2 to 5 ft. lbs.	2,7 to 6,8 Nm
Temperature Range	-40 to 212°F	-40 to 100°C	Mounting Hardware	1/4-28 Stud	M6x1 Adapter Stud
Electromagnetic Sensitivity		CE	Calibration Certificate		Current Output @ 100 Hz
Sealing		Welded, Hermetic			
Submersible Depth	200 ft.	60 m			

Ordering Information

<input type="checkbox"/> /LP202 - <input type="checkbox"/>		<input type="checkbox"/>		<input type="checkbox"/>		<input type="checkbox"/>		<input type="checkbox"/>		<input type="checkbox"/>	
Stud Type Blank = 1/4-28 M = M6x1	Measurement Range 0 = 0-0.5 IPS (0-12.7 mm/sec) 1 = 0-1 IPS (0-25.4 mm/sec) 2 = 0-2 IPS (0-50.8 mm/sec) 3 = 0-0.4 IPS (0-10 mm/sec) 4 = 0-0.8 IPS (0-20 mm/sec) 6 = 0-5 IPS (0-127 mm/sec)	Type P = Peak R = RMS	Frequency Range ±3dB 1 = 600-60000 CPM (10-1000 Hz) 2 = 120-150000 CPM (2-2500 Hz) 3 = 120-600000 CPM (2-1000 Hz) 4 = 120-3000000 CPM (2-5000 Hz) 5 = 120-6000000 CPM (2-10000 Hz)	Style 1E = 2 Pin MIL C-5015 2E = Integral Cable 3E = Armor Jacket M12E = 4 Pin M12	Integral Options / <input type="checkbox"/> / <input type="checkbox"/>		Armor Length (Integral) 010 = 10 ft/3 m 020 = 20 ft/6 m 030 = 30 ft/9 m 050 = 50 ft/15 m 100 = 100 ft/30 m	Cable Length (Integral) 010 = 10 ft/3 m 020 = 20 ft/6 m 030 = 30 ft/9 m 050 = 50 ft/15 m 100 = 100 ft/30 m			
*Custom Lengths Available Upon Request											

Backed by our Unconditional Lifetime Warranty

www.ctconline.com | sales@ctconline.com | 585-924-5900